


Kidd

FARM MACHINERY

FLAIL MOWERS, TOPPERS & ROTARY GRASS CUTTERS


Cutting Widths from 1m-7m





FLAIL MOWERS

- Single Skin or Double Skin Shell
- Cutting Widths 1.00m to 3.00m
- Manual or Hydraulic Side Shift
- Front or Rear Tractor Mount
- In line, Left or Right Side Working
- Fixed Hood or Adjustable Rear Door
- Large Diameter rear Roller
- Side Skids
- Spherical Rotor Bearings
- Whale Tail Forged Flails
- Simple Belt Adjustment
- Kevlar Banded Notched Drive Belts
- Drive Line Overrun Clutch




Medium duty machine from 1.50m to 3.00m cut. Manual or hydraulic side shift, single or double skin hood.



Heavier duty front or rear mount machine with adjustable rear door.



Heavier duty front or rear mount machine with adjustable rear door.



All Flail Mowers have whale tail flails.



TOPPERS

INLINE WITH OFFSET OR FULLY OFFSET

Standard Features

- Available in 1.5m, 1.8m, 2.4m, and 2.7m cut with inline and offset cutting positions
- Three position bolt-on headstock allows for offset or in-line operation
- Twin timed gearbox drive with reliable Comer gearboxes
- Free swinging blades reduce shock loads on gearbox preventing expensive failures
- Streamlined design eliminates debris build-up and water trapping
- Special parabolic skids minimise field marking
- Easy hitch-up with no top link to connect
- Unique lower link flotation follows the ground closely
- Deep cranked blades keep gearbox out of harm's way
- Easily adjustable cutting height – 60mm – 200mm

Model	Cut width	Overall width	Tractor hp	Offset	Weight
150	1.53m	1.70m	25 – 50	Y	270kg
180	1.80m	1.97m	30 – 70	Y	290kg
240	2.41m	2.66m	30 – 70	N	410kg
280	2.80m	2.95m	30 – 70	N	430kg
240	2.41m	2.66m	30 – 70	Fully	540kg

FLOAT WING MULCHING MOWER

**FOR TILLAGE FIELD RESIDUES, OPEN GREEN SPACE
AREAS AND ANIMAL FIELD GRASS MANAGEMENT**

Standard Features

- Three point linkage for front or rear mounting in all cutting widths
- Overlapping blades
- Mulching blades over cutting blades to give fine cut mulch
- Spreads chopped residue evenly over cutting width
- 1000rpm PTO for tractors from 65hp
- All cutting widths fit within 2.89m transport width
- Low horsepower requirement
- Mulching plates
- Hardened swinging blades to draw up material to be chopped
- Two, three, four or six cutting and mulching blade options

Patent Ap No. 1402477.2

Model	Cut width	Tractor hp	Front/ Rear mount	Folding wings
265	2.61m	70 – 120	Y	N/A
430	4.30m	70 – 120	Y	Y
600	5.99m	80 – 150	Y	Y
770	7.68m	90 – 200	Y	Y

Kidd
FARM MACHINERY

Kidd Farm Machinery Ltd
Folly Road · Roundway · Devizes · Wiltshire · SN10 2HT · UK

T: +44 (0)1380 726085

F: +44 (0) 870 928 9552 E:

sales@kiddltd.com

www.kiddltd.com