



COMPACT TRACTOR ATTACHMENTS

wintonmachinery.co.uk



SUMMER 2021

Why Own a Winton?

Winton specialises in a range of PTO-driven tractor-mounted attachments suitable for small compact through to medium-sized tractors. Our implements feature enhanced durability and robustness, achieved by upgrading several key components such as bearings, gearboxes and blades.



BENEFITS



Fully CE Certified

All products comply with EU safety standards and have supporting CE certification



12-Month Parts Warranty

All machinery is provided with a 12-month parts warranty so that customers can buy with complete confidence and peace of mind



Quality Customer Support

Advice from our team of experienced engineers with year-round mechanical support and testing in our workshop



Spare Parts

We keep spare parts on the shelf to complement our extensive range of agricultural products



Large Stocks

Winton offers a variety of implements ideal for smallholders and farmers. We are continually introducing products to our existing ranges



Delivered Across the UK

OTHER IMPORTANT INFORMATION

PTO drive shafts included • Linkage pins included



4	WTM Topper Mowers
6	WFM Finishing Mowers
8	WCF Sub-Compact Flail Mowers
10	WFL Flail Mowers
12	WHF Hydraulic Offset Flail Mowers
14	WVF Offset Verge Flail Mowers
16	WAM Flail Hedge Cutters
18	WWC Wood Chipper
19	WTL Tipping Trailer
20	WSB Stone Buriers
22	WRT Rotovators
24	WPH Power Harrows
26	WRP Ripper & Pipe Layer
28	WHB Hole Borers
29	WRB Rear Box Graders
30	WLR Landscape Rakes
31	WBS Bale Spike
32	WSP Snow & Yard Scraper
33	Which Winton Mower?
34	What Our Customers Say
35	Dealer Map

WTM Topper Mowers




Perfect for paddock maintenance and cutting overgrown grass, weeds, light scrub and saplings. Direct drive to suit lower-horsepower tractors. Rotary blades slice the 'top' off grass and weeds.

SPECIFICATIONS

Model No	WTM110	WTM140	WTM160
Cutting width	110cm	140cm	160cm
HP range	16-25	23-40	25-50
Weight	175kg	205kg	220kg

FEATURES

Height-adjustable skids for optimal control ¹	Low maintenance and simple to operate
Shear bolt PTO shaft for enhanced safety ²	Adjustable cutting-height range of 5-25cm
Multiple A-frame positions ³	Direct drive blades



APPLICATIONS

Pasture & paddocks | Brambles | Overgrown areas | Weed control | Smallholdings

HANDY SPARES

Set of blades



PTO shear bolts



Top link arm



PTO shaft



WFM Finishing Mowers



Ideal for regular mowing of large areas, including sports pitches, parks and formal grass areas. Three blades for smooth operation, giving a superior lawn-style finish.

SPECIFICATIONS

Model No	WFM120	WFM150	WFM180
Cutting width	120cm	150cm	180cm
HP range	16-30	20-45	25-55
Weight	178kg	187kg	202kg

FEATURES

Height-adjustable wheels for a cutting-height of 2-8cm ¹


Simple-to-access grease points

Floating linkage allows for varying contours & gradients ²

Rear-style discharge to evenly disperse clippings

Lower link-arm extensions to avoid fouling tractor wheels

Drive-belt tensioning



APPLICATIONS

Golf courses | Sports pitches | Lawns | Gardens | Parklands

HANDY SPARES

Set of blades

Set of belts

Wheel assembly

Top link arm



WCF Sub-Compact Flail Mowers



Lightweight body for lower-horsepower tractors. Robustly built and fitted with hammer blades, making them suitable for thicker materials. Flail blades mulch up the grass cuttings.

SPECIFICATIONS

Model No	WCF85	WCF105
Cutting width	85cm	105cm
HP range	12-20	15-25
Weight	110kg	130kg


FEATURES

Spirally arranged hammer blades for an efficient cut ¹

Adjustable cutting-height range of 3-8cm

Compact design for tight spaces & sub-compact tractors

Adjustable positioning for skids & roller ²



APPLICATIONS

Orchards & vineyards | Allotments | Weed control | Pasture & paddocks

HANDY SPARES

Hammer blades



Set of belts



Top link arm



PTO shaft



WFL Flail Mowers



Heavy-duty design makes these flail mowers great all-rounders for a wide range of applications. The heavy hammer blades are suitable for long grass and heavier scrub materials. Flail blades mulch up the grass cuttings and give a close cut.

SPECIFICATIONS

Model No	WFL105	WFL125	WFL145	WFL175
Offset from centre	430 — 590	430 — 790	615 — 805	715 — 1005
Cutting width	105cm	125cm	145cm	175cm
HP range	18-30	20-40	25-50	30-55
Weight	210kg	244kg	284kg	309kg

FEATURES

Robust heavy-duty gearbox ¹	Adjustable positioning for skids
Spirally arranged hammer blades for an efficient cut ²	Height-adjustable roller ³
Heavy hammer blades	Adjustable cutting-height range of 3-8cm



APPLICATIONS

Overgrown fields | Weed control | Smallholdings | Pasture & paddocks | Parklands
Orchards & vineyards | Sports pitches

HANDY SPARES

Hammer blades



Blade bolts



Set of belts



Bearings






WHF Hydraulic Offset Flail Mowers



These flail mowers share the same specifications as the WFL range with the addition of the ability to offset the position of the mower. This is achieved through the hydraulic spools of the tractors. Requires one double-acting hydraulic spool to operate.

SPECIFICATIONS

Model No	WHF145	WHF175	WHF200
Offset from centre	775  975	960  1045	960  1285
Cutting width	145cm	175cm	200cm
HP range	25-50	30-55	35-60
Weight	322kg	350kg	451kg

FEATURES

Hydraulic offset A-frame as standard ¹	Adjustable cutting-height range of 3-8cm
Robust heavy-duty gearbox	Adjustable positioning for skids & roller ³
Spirally arranged hammer blades for an efficient cut ²	Heavy hammer blades



3

APPLICATIONS

Overgrown fields | Weed control | Smallholdings | Pasture & paddocks | Parklands
Orchards & vineyards | Sports pitches

HANDY SPARES

Hammer blades



Blade bolts



Set of belts



Bearings



WVF Offset Verge Flail Mowers



Hydraulically operated offset and cutting-head tilting function. Perfect for cutting verges, ditches and low hedges. Requires two double-acting hydraulic spools to operate.

SPECIFICATIONS

Model No	WVF130	WVF150
Cutting width	130cm	150cm
HP range	30-45	35-55
Weight	260kg	290kg

FEATURES

Offset function suitable for UK roads

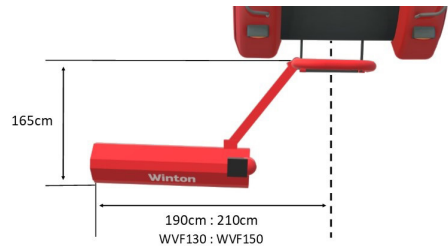
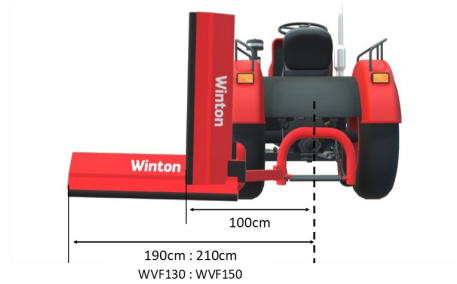
Hydraulically adjustable head positioning for precision control

Cuts upwards 90 degrees vertically or downwards 50 degrees

Flail head cuts outside the tractor wheelbase

Adjustable roller for cutting-height range of 3-8cm

Spirally arranged hammer blades for an efficient cut



APPLICATIONS

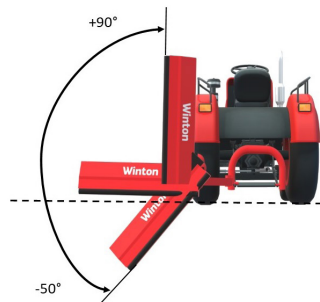
Tricky verges | Low hedges | Ditches & dykes
 Fisheries | Orchards & vineyards
 Smallholdings | Parklands

HANDY SPARES

Hammer blades



Set of belts



WAM Flail Hedge Cutters



The fully adjustable cutting arm makes these machines very versatile. Fitted with Y-style flail blades and a PTO-driven hydraulic pump. The hedge cutter does not require hydraulic spools to operate. Recommended for tractors with a cab or safety mesh and suitable weights.

SPECIFICATIONS

Model No	WAM60	WAM80	WAM100
Cutting width	60cm	80cm	100cm
HP range	20-40	25-45	35-50
Weight	260kg	275kg	300kg

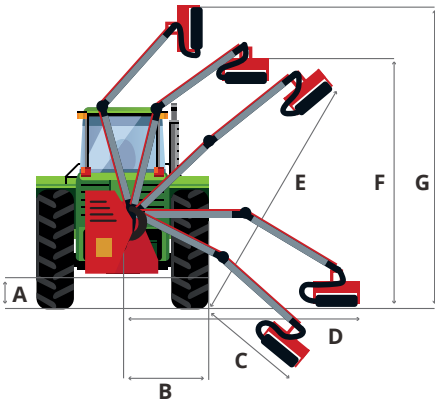
FEATURES

Simple operating levers

Adjustable positioning for roller

Reversible flail direction

PTO-driven hydraulic pump



	WAM60	WAM80	WAM100
A - Lower linkage height	28cm	28cm	28cm
B - Top link to outer wheel	70cm	70cm	70cm
C - Downwards reach	180cm	200cm	220cm
D - Horizontal reach	260cm	275cm	290cm
E - Diagonal reach	280cm	310cm	340cm
F - Horizontal height reach	175cm	185cm	195cm
G - Vertical height reach	310cm	330cm	350cm

Measurements based on Solis 26 (2018 model) with industrial tyres.

APPLICATIONS

Hedge tops & sides | Tricky verges | Ditches & dykes

HANDY SPARES

Y blades



Blade bolts



Top link arm



PTO shaft



WWC Wood Chipper



FEATURES

360-degree output chute for precision control

Shear bolt PTO shaft for enhanced safety

Reversible cutting blades for increased longevity

Low maintenance

Direct drive blades

5" maximum branch diameter

A versatile machine that makes the perfect addition to any smallholding. It will chip wood up to five inches in diameter. Useful for clearing woodlands and smallholdings throughout the year.

SPECIFICATIONS

Model No	WWC
HP range	14-48
Weight	195kg

APPLICATIONS

Smallholdings | Forestry | Woodlands
Orchards & vineyards | Amenities | Parkland
Estate management

HANDY SPARES

Set of flywheel blades



Bed blade





FEATURES

Removable side & rear panels

1,500kg maximum loading capacity

Turf tyres to reduce tread marks

Independent hand brake

Pin hitch fitting

Adjustable jockey stand

Perfect for general off-road use on estates and smallholdings. Requires one single hydraulic spool to operate the tipping mechanism.

SPECIFICATIONS

Model No	WTL15
Internal width	120cm
Internal length	180cm
Internal height	35cm
HP range	14-40
Weight	250kg

APPLICATIONS

Smallholdings | Forestry | Orchards & vineyards
Estate management | Groundworks
Amenities | Parklands



WSB Stone Buriers



Rotovates the soil and buries small stones, debris and weeds whilst levelling the ground for a smooth new seedbed. The heavier stones and debris are placed underneath the lighter tilled soil which then lays on top ready for seeding.

SPECIFICATIONS

Model No	WSB105	WSB125	WSB145
Working width	105cm	125cm	145cm
HP range	20-28	25-30	30-45
Weight	330kg	355kg	380kg

FEATURES

Robust heavy-duty gearbox ¹

Easily adjustable roller position ²

Shear bolt PTO shaft for enhanced safety

Optional slip clutch PTO upgrade

Rear mesh roller leaves a quality finish ³

Maximum tilling depth of 12cm



APPLICATIONS

Seedbed preparation | Groundworks | Orchards & vineyards | Allotments | Estate management

HANDY SPARES

Pair of blades

PTO shear bolts

Top link arm

PTO shaft



WRT Rotovators





Heavy-duty machine ideal for tilling and breaking up compacted ground. The skids are height-adjustable for flexible use. The rear flap can be used to create a smooth, level finish to the soil.

SPECIFICATIONS

Model No	WRT125	WRT150
Working width	125cm	150cm
HP range	25-40	30-55
Weight	285kg	320kg

FEATURES

Robust heavy-duty gearbox ¹	Adjustable skid positioning ²
Shear bolt PTO shaft for enhanced safety	Optional slip clutch PTO upgrade
Maximum tilling depth of 15cm	Easy-to-adjust rear guard



APPLICATIONS

Seedbed preparation | Groundworks | Orchards & vineyards | Allotments | Estate management

HANDY SPARES

Pair of blades



PTO shear bolts



Top link arm



PTO shaft



WPH Power Harrows



Designed for less stony/rocky areas with no grass. Ideal for aerating the ground and enabling the soil to gain warmth quicker so that planted materials can grow in healthier conditions.

SPECIFICATIONS

Model No	WPH130	WPH170
Working width	130cm	170cm
HP range	25-40	36-60
Weight	274kg	345kg

FEATURES

Robust heavy-duty gearbox ¹


Rear mesh roller produces a quality finish

Shear bolt PTO shaft for enhanced safety

Even soil distribution

Blades designed for maximum aeration ²

Maximum tilling depth of 15cm



APPLICATIONS

Seedbed preparation | Groundworks | Orchards & vineyards | Allotments | Estate management

HANDY SPARES

Pair of blades

PTO shear bolts

Top link arm

PTO shaft



WRP Ripper & Pipe Layer



Ideal for laying water pipe or armoured cable around paddocks. The ripper can physically go down 24 inches, but the achieved depth depends on the tractor and soil type.

SPECIFICATIONS

Model No	WRP1
HP range	15-35
Weight	45kg

APPLICATIONS

Smallholdings | Groundworks
Orchards & vineyards | Estate management
Amenities | Greenhouses & poly tunnels
Drainage

FEATURES

Easy depth adjustment	Simple to fit, operate & remove
Reversible & replaceable blade	Allows flexible pipe up to 4.5cm diameter
Detachable pipe layer section	Maximum ripping depth of 60cm

STEP-BY-STEP GUIDE



Set the pipe layer to the desired height, then feed the pipe slowly into the pipe layer.



Lower the ripper into the ground whilst moving the tractor forward slowly. The tractor should be in low-range gear 1 or 2.



Move the tractor forward slowly whilst feeding the pipe.



When finished or at the end of a row, lift the ripper and cut pipe to size as required.

WHB Hole Borers



FEATURES

- Reinforced framework
- Simple to fit and operate
- Gravity levelling auger
- Interchangeable auger bits
- Replaceable blades and auger tips

Ideal for installing fencing around paddocks. The borer can create holes up to 90cm (3ft) deep. Available with a range of auger sizes (augers also available to purchase separately).

SPECIFICATIONS

Model No	WHB06	WHB09	WHB12
Auger width	6"	9"	12"
HP range	20-50	20-50	20-50
Weight	138kg	148kg	158kg

APPLICATIONS

Fencing | Smallholdings | Groundworks | Orchards & vineyards | Estate management
Amenities | Parklands



FEATURES

Robust heavy-duty tines

Height-adjustable tines for depth control

Reversible & replaceable blades

Simple to fit and operate

Reinforced A-frame

Promotes soil aeration & drainage

Designed for levelling ground and tracks. The height-adjustable ripper tines break up the soil. The tines can be removed to use as a grader blade, ideal for grading bridleways and driveways to fill potholes and smooth the surface.

SPECIFICATIONS

Model No	WRB4	WRB5	WRB6
Working width	120cm	150cm	180cm
Tine quantity	4	5	6
HP range	16+	20+	25+
Weight	190kg	250kg	310kg

APPLICATIONS

Seedbed preparation | Levelling bridleways & tracks | Smallholdings | Groundworks
Orchards & vineyards | Estate management | Amenities

WLR Landscape Rakes



FEATURES

- Robust heavy-duty frame
- Adjustable offset positions
- Heavy-sprung steel tines
- Simple to fit and operate

Designed for levelling and spreading soil, chippings, shingle and gravel. The head can be angled or reversed for better control in awkward-to-reach areas. The sprung tines will also collect cut grass, debris and stones from paddocks. The tines also scarify whilst collecting.

SPECIFICATIONS

Model No	WLR5	WLR6
Working width	150cm	180cm
HP range	20-45	25-55
Weight	126kg	185kg

APPLICATIONS

Levelling | Scrub clearing | Groundworks | Estate management | Amenities



FEATURES

Adjustable central spike position

Simple to fit and operate

Smaller spikes for added stability

Ideal for transporting hay, straw and silage bales. The large central spike is fitted to an adjustable bracket which can be moved to suit the size and shape of the bale.

SPECIFICATIONS

Model No	WBS01
Maximum weight	450kg
HP range	20-50
Weight	35kg

APPLICATIONS

Bale management | Estate management | Smallholdings | Equestrian

WSP Snow & Yard Scraper



FEATURES

Hydraulically operated adjustable blade angle

Reversible & replaceable rubber blade

Simple to fit and operate

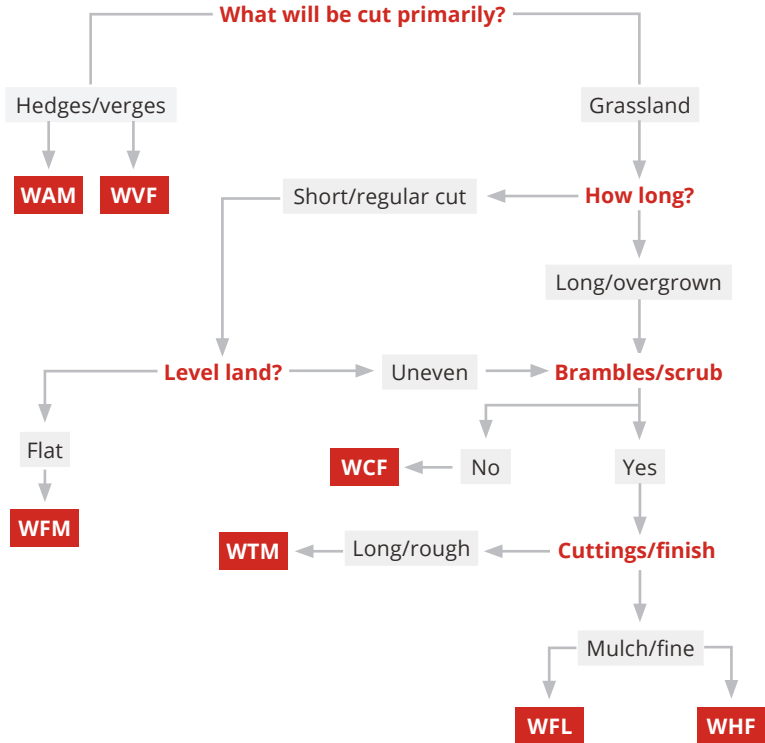
Ideal on any smallholdings for snow clearance and yard scraping. Hydraulically operated angle adjustment requires one double-acting spool to operate.

SPECIFICATIONS

Model No	WSP150
Working width	150cm
HP range	24-40
Weight	170kg

APPLICATIONS

Snow clearance | Yard scraping | Groundworks | Estate management | Amenities



WTM	Page 4
WFM	Page 6
WCF	Page 8
WFL	Page 10
WHF	Page 12
WVF	Page 14
WAM	Page 16

What Our Customers Say

“

Top quality service from start to finish! Helpful, knowledgeable, interested, efficient, swift responses and delivery. Look no further for customer satisfaction.

Chichester Tree Services

“

Fantastic service from these great guys today who went above and beyond to help us out and personally deliver a replacement out to us on site. Nothing was too much trouble and we greatly appreciate their attitude and top notch service.

Lucy, Hampshire

“

A big thank you for getting the finishing mower delivered last Friday. We spent all day Saturday cutting grass and I must say, what a fantastic piece of kit. It left a perfect finish and did not miss anything. Great job and thanks again!

David, Essex

“

Purchased the PTO chipper last month and I'm very pleased with it. Cleared branches and offcuts from the garden easily. Great piece of kit.

Alex, Surrey

“

Just wanted to say thanks for your help. The mower arrived yesterday, we gave it a good run and I am highly delighted with it, a great piece of kit for the money.

Great build quality & simple to use.

Chris, Derbyshire

“

I had been searching for a tipping trailer, then came across Winton and found exactly what I was looking for. Nice and simple to use with the wind up stand and a great price.

Alex, Herefordshire

“

The ripper & pipe layer worked like a dream, exactly as described and hardly visible when we had finished, which by the way was a remarkably quick job, including digging the holes! A superb piece of kit which I am sure will come in handy time and time again.

Elaine, Dorset

“

I just wanted to drop you a line of thanks, and say how pleased we are with the topper mower we bought from you.

Good communications from your office, the price was right, delivery was on time & your staff were really helpful with the handover and setup, and the topper is brilliant!

Steve, Hampshire